

# SPACE MISSION SALVATION FLIGHT PLAN



## CONTENTS

<b>Presentation Overview</b> .....	2
<b>Day 2</b>	
<i>Introduction</i> .....	6
<i>Illustration 1</i> .....	7
<b>Day 3</b>	
<i>Illustration 2</i> .....	8
<i>Illustration 3</i> .....	9
<b>Day 4</b>	
<i>Illustration 4</i> .....	11
<i>Illustration 5</i> .....	13
<b>Day 5</b>	
<i>Illustration 6</i> .....	15

### **Original Space Mission Creators:**

*Writers:* Anna Leonard Van Wechel, Bronwyn Rayburn  
Leonard, Laura Lind

*Support Team:* Susie Barbo, Barbara Goebel, Kothra  
Lidstrom, Sheryl Farquhar

*Graphic Design:* Sandy Flewelling, Josh Alves

### **CDM Space Mission Team:**

Lindsey Manickavasagam, Elizabeth Fleetham, CDM staff

### **Graphic Design:**

Chip Evans

### **Illustration:**

Noah Hall

Unless noted, Scripture used is from The Holy Bible, English Standard Version™ Copyright © 2000; 2001; 2016 by Crossway Bibles, A Division of Good News Publishers, 1300 Crescent Street, Wheaton, Illinois 60187, USA. All Rights Reserved.

Scriptures quotations marked (NIV) are taken from the Holy Bible, New International Version®, NIV®. Copyright © 1973, 1978, 1984, 2011 by Biblica, Inc.™ Used by permission of Zondervan.

**“SING to the LORD,  
BLESS his name;  
tell of his  
SALVATION  
from DAY to DAY...  
For all the gods of the  
peoples are  
worthless idols,  
but THE LORD  
made the  
HEAVENS.”**

*Psalms 96:2,5*



# PRESENTATION OVERVIEW

*I will sing of the Lord's  
great love forever;  
with my mouth I will make your  
faithfulness known through all  
generations.*

*I will declare that your love  
stands firm forever,  
that you established  
your faithfulness  
in heaven itself...*

*Blessed are those who have  
learned to acclaim you,  
who walk in the light of  
your presence, O Lord.*

*Psalm 89:1–2, 15 (NIV)*

**T**he Creator and Lord of the Universe has chosen *you* to proclaim His Gospel to the young Astronauts attending Space Mission. What an awesome privilege! To help you fulfill this high and challenging calling, Salvation Flight Plan (SFP), a step-by-step theme-related Gospel presentation, has been written. Pictured in the student Logbook and detailed in the outline that follows, SFP's six "Illustrations" make a parallel between life and salvation and an astronaut's off-course flight and rescue in space.

SFP's purpose is two-fold:

- to help you explain God's plan of salvation to the children in a simple form, that many of them may be saved
- to help the children learn a Gospel presentation, SFP having been included in the daily memory work goals, which they in turn can tell to their families and friends

SFP's dual purpose should be explained to the children as it is taught.

Please note that as part of your preparation for SFP, you are strongly urged to read the Space Mission Bible Lesson Curriculum in its entirety, and to attend your staff training meetings.

Your familiarity with the curriculum content and overall focus of Space Mission will prove invaluable as you seek to integrate SFP with what your Astronaut audience will be learning and experiencing at Space Mission. During VBS week itself, your daily observation of Blast Off (page 4, "Who" section), as well as of the Bible lessons when possible, will help you weave the adventure theme, lingo, and lesson and skit truths into your Gospel presentation, making it all the more enjoyable and effective, for your young listeners.

## MEDITATION

As you bring your heart before the Lord in preparation for presenting SFP, you may experience both joyful anticipation and a sense of inadequacy for the task. Come to Him in prayer whatever your state—praising, confessing, pleading, thanking. In the words of the great 18th century hymn, "Let not conscience make you linger, nor of fitness fondly dream; all the fitness He requireth is to feel your need of Him."<sup>1</sup> Then go in His name, in His power, heartened with the knowledge that, as J.I. Packer so eloquently expresses in the following quote, Christ Himself will be working in and through you.

*"...the old gospel is proclaimed in the sure confidence that the Christ of whom it testifies, the Christ who is the real speaker when the Scriptural invi-*

<sup>1</sup>Joseph Hart, Come, Ye Sinners, Poor and Needy, 1759

<sup>2</sup>J.I. Packer, Introductory Essay in John Owen's The Death of Death in the Death of Christ, page 22.

tations to trust Him are expounded and applied, is not passively waiting for man's decision as the word goes forth, but **is omnipotently active, working with and through the word** to bring His people to faith in Himself.... Those who preach [the gospel] know that **as they do their work of setting Christ before men's eyes, the mighty Saviour whom they proclaim is busy doing His work through their words**, visiting sinners with salvation, awakening them to faith, drawing them in mercy to Himself.<sup>2</sup>

<sup>2</sup>J.I. Packer, *Introductory Essay in John Owen's The Death of Death in the Death of Christ*, page 22.

## WHEN AND WHERE

SFP is designed to be presented **starting on Day 2** (*sidebar*) to the Astronauts in Grades 1–6 assembled in your Mission Control during Blast Off or Re-Entry each day, and to 4's–K Astronauts in their Space Station classroom at a time that best suits their individual schedule (*sidebar*). Presentation of the 6-part message is given as follows:

- Day 2—Introduction, Illustration 1
- Day 3—Illustrations 2 & 3
- Day 4—Illustrations 4 & 5
- Day 5—Illustration 6


Each day's content can and should be covered in 6–8 minutes to accommodate the shorter attention spans of the younger children. To give you a sense of timing, note



### Why Start SFP on Day 2?


- The daily SFP Illustrations as arranged parallel and complement the content of the daily Bible Lessons.
- Many children attend VBS starting on the 2nd day.
- Day 1 is already packed with introductory information for the children.

SALVATION FLIGHT PLAN




**ILLUSTRATION 1**  
 "So God created man in his own image, in the image of God he created him; male and female he created them."  
 —Genesis 1:27

**In the beginning God made people happy and holy**




**ILLUSTRATION 2**  
 "There is not a righteous man on earth who does good and never sins."  
 —Ecclesiastes 7:20

**All people are sinners**



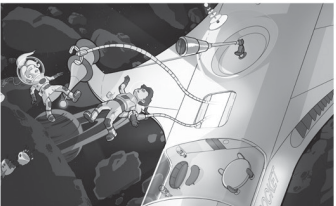
**ILLUSTRATION 3**  
 "There is a way that seems right to a man, but its end is the way to death." —Proverbs 14:12  
 "...so death spread to all men because all sinned."  
 —Romans 5:12

**Sin turns us away from God and leads to death**




**ILLUSTRATION 4**  
 "...for the evil man has no future..."  
 —Proverbs 24:20a

**There is no way to rescue ourselves from sin and death**



**ILLUSTRATION 5**  
 "But God shows his love for us in that while we were still sinners, Christ died for us."  
 —Romans 5:8

**In order to save us, God sent Jesus to die in our place**



**ILLUSTRATION 6**  
 "Truly, truly, I say to you, whoever hears my word and believes him who sent me has eternal life. He does not come into judgment, but has passed from death to life."  
 —John 5:24

**When we believe and repent, we receive Eternal Life**

## D Squadron (4's–K)

In order to minimize distractions from these potentially restless little ones, D Squadron (4's–K) Astronauts may not attend the SFP presentation in Mission Control. They can have their own Gospel presentation each day in their Space Station. Coordinate with your VBS Director as to whether you or a D Squadron teacher will give the presentation.



### ✧ If you would like to appear as an astronaut:

- white coveralls
- bicycle/motorcycle helmet
- snow/rubber boots
- ski gloves
- silver spray paint
- duct/painter's/electrical tape

Spray paint helmet, boots, gloves; decorate coveralls with tape.

that the introduction's first section on the inerrancy and authority of Scripture (page 6), can be covered in less than 20 seconds when delivered as indicated! Scheduling singing just before SFP is helpful. Also, specially selected songs sung *after* each presentation are good content reinforcers. Coordinate these with your VBS Director and song leader.

## WHO

If your VBS director is using the daily assemblies scripts, it's imperative that you **observe the Blast Off** (opening assembly) **skits in Mission Control each day** so that you can weave the skits' developing drama into your presentation.

When the Star Commander introduces you (usually toward the end of the assembly), make a **grand entrance** attired in an eye-catching space costume. After greeting the Astronauts, before transitioning into your presentation ask one or two humorous or straight questions related to the assemblies skit they just saw: "Heady sure likes to ignore warnings, doesn't he? That's just like this astronaut! What does his warning sign say?..." Place similarly skit-related questions throughout your presentation to help the children connect the truths of the skits to the Gospel message.

On Days 3–5, begin the presentation with a quick review: "What happened yesterday when the astronaut veered off course? What did that lead to? That's right. It turned him away from Lifestar and headed him toward death. Today we're going to discover what has happened to him."

## HOW

### Salvation Flight Plan Illustration

Thoroughly familiarize yourself with each SFP illustration.

- **caption**, which summarizes the main point
- **Scripture memory verse**, being sure to study it in its context in the Bible
- **artistic details**, developed to prompt and correspond to your message
- **application** of your message specifically relevant to the children

### Visual Aid

The SFP visual aid serves several purposes. It immediately focuses your audience's attention, guides the direction of your presentation as you point out the artistic significance of each SFP Illustration, and serves as a memory prompt for you during the talk. This visual aid can be a Powerpoint slide or a poster. Resources for each are available on the portal. Quick and easy access to it and the aids will help you keep up the pace of your presentation.

---

## WHAT

Use the outline and suggestions that follow to formulate your five daily messages. **Concepts to be covered are *listed*, with sample wording offered within quotation marks.** There is great interconnection between the Illustrations, and because you are the one familiar with your audience, as well as the one God has specifically chosen to be His ambassador, we encourage you to compose your own message, based on the content provided.

The theological vocabulary used to outline each Illustration's content section will need to be translated in your delivery into **terms understandable to the children**, with **concrete, age-appropriate examples** given. For instance, explanations for the sins of commission and omission, to reach both 1st and 5th graders, respectively, might include: "Sometimes we sin by doing wrong things on purpose, like when we hurt someone's feelings or put someone down. Maybe we shove someone on the playground or push him around to look cool, or maybe steal their pencil or lunch money. And sometimes we sin by *not* doing something we should, like when we don't clean up our toys or do our homework before watching TV, even though we know we're supposed to." Use your discretion concerning time, attention spans, and the inclusion of the lesser details mentioned. End each message with a leading comment or question to whet their appetites for the next day's Illustration. Finally, remember to pray, trust, and enjoy!



### LOOK ONLINE

for additional resources  
(music, artwork, and  
publicity information)  
available on the Space  
Mission portal. Talk to  
your Director for more  
information or visit: **portal.  
reachoutadventures.com**



# DAY 2 INTRODUCTION & ILLUSTRATION 1

## INTRODUCTION

### opening

This first day of Salvation Flight Plan, take some time to:

- establish rapport with the Astronauts
- explain SFP's two-fold purpose (*page 2*)
- let the children know that you'll be back with them each day to teach them about SFP
- inform them that they will have the opportunity to learn SFP themselves in their Space Stations and at home

### basic introduction

- *inerrancy and authority of Scripture*: Introduce the Bible as God's Word, completely true, trustworthy, and authoritative: "Can we know what is true and how God wants us to live? We sure can! What's the most important piece of equipment to have at Space Mission? That's right—the Bible! Is there any part of the Bible we shouldn't believe or obey? It is *all* God's Word and instruction to us, isn't it? He knows what to say because..."
- *God as our loving Creator*: "...God made the world: the stars, planets, animals and plants—the whole universe. But best of all, God made you! People are the most important part of God's creation and He loves His people very, very much! And because He is our Creator, He is the one we are to worship and obey..."

### visual aid introduction

"These Salvation Flight Plan pictures are going to help you understand the most important thing you could ever know! Everything in these pictures represents something that is true about our lives. When you see the astronauts in these Salvation Flight Plan pictures, I want you to think of yourself. They represent each one of us. That means that you, me, your Teachers, your family and friends, *every* person in this world is like these astronauts. We think and do the same kinds of things they do..."

### creation

*creation as perfect, unspoiled beauty*: "Now when God first made the world, it was perfect! Not one thing was bad or scary or sad or ugly or painful."

