

# SPACE MISSION 4'S-6 GRADE TEACHER GUIDE



## CONTENTS

Space Mission Overview .....	2
Biblical Truths at a Glance .....	4
Glossary .....	5
Teaching 4's — 6th Grade (All Squadrons).....	6
Maintaining Orbit— <i>Leading Your Astronauts through Space Mission</i> .....	12
Making the Most of learning .....	14
Mission Follow-Up.....	15
Teaching 4's — Kindergarten.....	17
Learning Sites .....	19
Learning Site Resources .....	27

### Original Space Mission Creators:

*Writers:* Anna Leonard Van Wechel, Bronwyn Rayburn Leonard, Laura Lind

*Support Team:* Susie Barbo, Barbara Goebel, Kothra Lidstrom, Sheryl Farquhar

*Graphic Design:* Sandy Flewelling, Josh Alves

### CDM Space Mission Team:

Lindsey Manickavasagam,  
Elizabeth Fleetham, CDM staff

### Graphic Design:

Chip Evans

### Illustration:

Noah Hall

Unless noted, Scripture used is from The Holy Bible, English Standard Version™ Copyright © 2000; 2001; 2016 by Crossway Bibles, A Division of Good News Publishers, 1300 Crescent Street, Wheaton, Illinois 60187, USA. All Rights Reserved.

Scriptures quotations marked (NIV) are taken from the Holy Bible, New International Version®, NIV®. Copyright © 1973, 1978, 1984, 2011 by Biblica, Inc.™ Used by permission of Zondervan.

*Our prayer for Space Mission's Astronauts:*

“...that they may become  
**BLAMELESS** and **PURE**,  
children of God **WITHOUT FAULT**  
in a crooked and depraved generation,  
in which they **SHINE LIKE**  
**STARS**  
in the universe as they hold out the  
**WORD OF LIFE**—in order that you  
may boast on the day of **CHRIST**  
that you **DID NOT** run or  
**LABOR FOR NOTHING...**”

*adapted from Philippians 2:15-16*



# SPACE MISSION OVERVIEW



## Meet the Flight Crew

- ✧ **Star Commander**  
VBS Director
- ✧ **Squadron Teacher**  
Classroom Teacher
- ✧ **Squadron Assistant**  
Classroom Teacher Assistant

## WELCOME TO THE MISSION!

### What to Expect from Space Mission

**G** children love Space Mission; adults love its impact! By God's grace, here's what it will do in the lives of your children to lead them to love and worship Jesus Christ.:

- ✧ deepen their knowledge of and love for the Word of God
- ✧ increase their enthusiasm for memorizing Scripture
- ✧ teach them the Gospel and equip them to share it

### Overall Focus and Bible Lesson Summary

Our deep desire for the children is that they have a *life-changing encounter with the Creator God of the Universe*, an encounter that impacts their lives now and for eternity.

Through the Bible lessons the children learn

- ✧ all things were made by God
- ✧ people were made to know and worship God
- ✧ sin has broken our relationship with God
- ✧ Jesus came to restore that relationship
- ✧ Jesus Christ is the one true "Ark" of eternal salvation

### Format

Space Mission's unique format frees you as *Squadron Teacher* (classroom teacher) to *focus on knowing your students!*

Squadron Teachers *do not* teach the Bible lesson, lead recreation, give the Gospel presentation, etc., enabling you to concentrate on discipling the children under your direct care.

### Typical Day

**Blast Off**—Each day, Space Mission begins with a rousing opening assembly of all Astronauts and Staff that includes singing, the missions focus, *Flight Instructions* (daily announcements), and *Salvation Flight Plan* (Gospel presentation)—all with a skit woven through to add humor, fun, and truth.

**Galaxy Growth**—Astronauts then head by Squadrons to their *Space Stations* (classrooms) to meet in small groups with their *Squadron Teachers* and *Assistants* for activities focused around God's Word.

**In Orbit**—From that point, varied schedules have the Astronauts going to the Bible lesson, out for recreation, crafts, and snacks, and

back to the Space Station for lesson-reinforcing worksheets and, memory work.

**Re-Entry**—Each day concludes with a second all-group assembly filled with singing, a review of the day’s Bible focus, and prayer—again with the day’s skit woven throughout.


### Our Prayer for You

It is zeal—holy jealousy, actually—for the glory of God that will both propel you into and sustain you through this exciting mission. And that zeal is *grounded on the truth of creation*—the foundational truth underscored in the Bible Lesson Curriculum—that our God is the sole Creator and Lord of the Universe, and *the only One worthy of worship*.

So our prayer for you is that you will be *passionate for the glory of God*, ready to be stretched, challenged, and poured out in order that your Space Mission Astronauts will become a rising new generation of young people eager to worship and serve the Lord of the Universe!

“The universe is an explosion of God’s Glory. **Perfect goodness, beauty, and love radiate from God** and draw creatures to ever increasingly share in the Godhead’s joy and delight... The ultimate end of creation, then, is union in love between God and loving creatures.”

George Marsden, *Jonathan Edwards: A Life*, pp 462-63



# BIBLICAL TRUTHS AT A GLANCE

Day	(Bible Lesson)	Bible Explo (Daily Bible Reading)
Day 1	<p><b>Crowned with Glory and Honor</b> What does it mean that God is the Creator?</p> <p><b>Scripture:</b> Genesis 1:1-25</p>	<p><b>Main Theme</b> God created all things out of nothing by the power of His word. Because of that we need to listen to Him, we can know that He made the world to work following His rules, and we can know for sure that what God has declared “good” is valuable.</p> <p>Genesis 1:1–3, 27, 31; 2:1 Hebrews 11:3</p>
Day 2	<p><b>God Made Me to Know Him and Be with Him</b> What does it mean that I am made in God’s image?</p> <p><b>Scripture:</b> Genesis 1:26-Genesis 2</p>	<p><b>Main Theme</b> God created me and all people in His own image to personally respond to Him in love and worship by resting in His completed work and joyfully working to extend His good rule over all of Creation.</p> <p>verses from Genesis 1 &amp; 2</p>
Day 3	<p><b>Silence the Enemy</b> What is God going to do about the evil in and around me?</p> <p><b>Scripture:</b> Genesis 3</p>	<p><b>Main Theme</b> Because Adam and Eve chose to disobey God, I cannot know or please God through my own efforts. But God is gracious and merciful, and He is determined not to let His children be lost in sin.</p> <p>Genesis 3:1–7</p>
Day 4	<p><b>You Have Ordained Praise</b> How can I please God?</p> <p><b>Scripture:</b> Genesis 1:1-25</p>	<p><b>Main Theme</b> I was made to glorify God but because of my sin nature, I am like Cain filled with pride and self-reliance. Yet by God’s grace, I can please Him like Abel by humbly repenting of my sin and putting my faith in Jesus who alone can change my heart and make me right with God.</p> <p>Genesis 4:2b–5 Hebrews 11:4</p>
Day 5	<p><b>Mindful of Us</b> How can I be saved from God’s just wrath?</p> <p><b>Scripture:</b> Genesis 6:1-9:17</p>	<p><b>Main Theme</b> Just as God gave Noah the Ark to rescue him from God’s just wrath, He has given Jesus as my only safe place to escape the judgement I deserve for my sin. Only in Jesus can I be restored to a loving relationship with my wonderful Creator and Heavenly Father.</p> <p>Genesis 6 &amp; 7</p>


---

# GLOSSARY

Learning Space Mission’s glossary of terms is a must for every Squadron Teacher. Using space-age lingo contributes astronomically in creating an atmosphere of fun and adventure! Familiarize yourself with these terms, using them now as you plan for Space Mission and, most importantly, during VBS itself.

Astronauts .....	<i>Children</i>
Bible Explo .....	<i>Daily Bible Reading</i>
Blast Off.....	<i>Opening Daily Assembly</i>
Celestial Snacks .....	<i>Snacks</i>
Choral Commander .....	<i>Song Leader</i>
Cosmic Crafts .....	<i>Crafts</i>
Flight Instructions.....	<i>Announcements</i>
Landing Celebration .....	<i>Closing Program</i>
Logbook .....	<i>Student Book</i>
Lunar Missions.....	<i>Service Project</i>
Mission Control .....	<i>Assembly Room</i>
Re-Entry.....	<i>Closing Daily Assembly</i>
Salvation Flight Plan .....	<i>Gospel Presentation</i>
Space Station .....	<i>Classroom</i>
Squadron .....	<i>Grade Group</i>
<i>A Squadron—</i> .....	<i>Grades 5 &amp; 6</i>
<i>B Squadron—</i> .....	<i>Grades 3 &amp; 4</i>
<i>C Squadron—</i> .....	<i>Grades 1 &amp; 2</i>
<i>D Squadron—</i> .....	<i>4’s–K</i>
<i>E Squadron—</i> .....	<i>2’s &amp; 3’s</i>
Squadron Assistant .....	<i>Classroom Teacher Assistant</i>
Squadron Teacher .....	<i>Classroom Teacher</i>
Star Commander .....	<i>VBS Director</i>
Stellar Sports .....	<i>Recreation</i>

# TEACHING GRADES 4K-6 A, B, C & D SQUADRONS



## Countdown to Lift Off—*Preparing for Space Mission*

- ✧ master the flight plan
- ✧ attend training meetings
- ✧ decorate Space Station
- ✧ prepare your heart

## Maintaining Orbit—*Leading your Astronauts through Space Mission*

- ✧ guide and disciple Astronauts through daily activities
- ✧ prepare for Closing Program

## Mission Follow-Up—*Life after Space Mission*

- ✧ lay groundwork for follow-up
- ✧ contact Astronauts and parents

## A TYPICAL DAY

(shaded areas indicate when Squadron Teachers are in charge)

What	When	What's Happening
Preflight	Pre-start	Registration; greeting arriving children and parents; staff prayer time
Blast Off	30 minutes	Opening whole-group assembly
In Orbit	middle 2 hours	Individual schedules for each Expedition
Re-entry	30 minutes	Closing whole-group assembly

## MISSION RESPONSIBILITIES

You **are** responsible to:

- lead your Astronauts through the day's schedule
- sit with your Squadron during opening and closing all-group assemblies and Bible lessons
- oversee worksheet completion
- promote Space Mission's tone and theme, reinforce Bible lesson truths

You're **not** responsible to:

- teach the Bible lessons
- give the Gospel presentation
- lead recreation
- direct singing
- serve snacks
- conduct assemblies

# WHAT SPACE MISSION IS ALL ABOUT

— A Letter to the Astronauts, Logbook

**ASTRONAUTS**, welcome to Space Mission, an amazing space and time-travel adventure!

Your mission is to seek out the Lord of the Universe, Maker of Heaven and Earth, the Creator God who made you and loves you, and who calls you to love and worship Him!

Each day at Space Mission, Astronaut Commander Cosmos or Corona will transport your Squadron back in time to Genesis, the beginning of the world! Amazing Bible lesson data will reveal God’s perfect plan for His creation, how sin entered the world, God’s judgment on evil, and His promise of a wonderful Savior, Jesus Christ.

Your Astronaut assignment includes building your

own Space Scene with stickers as you:

- memorize verses from the Bible (Gospel Presentation)
- complete worksheets (Logbook)
- do things to help others (Lunar Missions)
- read your Bible (Bible Explo)

Delicious Celestial Snacks and Stellar Sports games will keep you in shape for the flight!

Have a great time on your mission to seek the Living God of the Universe. If you seek Him, He promises you’ll find Him, so what happens on this mission can change your life forever!

The countdown for Space Mission is about to begin. Astronauts, prepare for Blast Off!



## COUNTDOWN TO LIFT OFF— *Preparing for Space Mission*

### Master the Flight Plan

Knowing Space Mission inside and out—“getting” its theme, format, and curriculum content—is key to fueling your effectiveness and enjoyment at VBS. The above letter to the Astronauts will help you catch the vision!

### Format


Space Mission is typically a five day, three-hour-a-day VBS for 4 year olds through Grade 6 completed (plus a class for 2 & 3 year olds of VBS staff, if desired). Ideally the week concludes with your **Landing Celebration**, a final closing program for family and friends.

### Astronaut Assignments

#### ■ Grade Level Squadrons

Astronauts are divided into Squadrons as follows:

- Grades 5 & 6 completed . . . . .A Squadron
- Grades 3 & 4 completed . . . . .B Squadron
- Grades 1 & 2 completed . . . . .C Squadron
- 4’s–K completed . . . . . D Squadron
- 2’s & 3’s . . . . . E Squadron





### LOOK ONLINE

for additional resources (music, artwork, and publicity information) are available on the Space Mission portal. Talk to your Director for more information or visit: [portal.reachoutadventures.com](http://portal.reachoutadventures.com)

## Astronaut Equipment

Each Astronaut needs to bring the following “equipment” to Space Mission every day:

### ■ Bible

Astronauts are asked to bring Bibles each day to:

- complete Bible lesson worksheets
- foster daily reading of the Word
- familiarize them with their Bibles

### ■ Logbook (student book)

The Space Mission Logbook is:

- a key element of the Astronauts’ mission throughout the week and quickly becomes a prized possession
- used continually for activities on-site and at home
- taken home each day

A parent letter on the inside cover explains how they can help their children throughout the week.

- worksheets prompt astronauts to reflect and apply

## Biblical Content

Space Mission’s deep biblical content is the heart and unifying thread of this VBS. Every component of the program centers around the Bible lesson truths to draw the children into a deeper relationship with God through a fuller understanding of them.

### ■ Bible lessons

Space Mission’s exciting Bible lessons:

- bring a profound, life-changing perspective to the book of Genesis
- launch into familiar stories with a refreshingly new approach
- uniquely tap the wealth of spiritual insight permeating the Creation account

As Astronauts, the children:

- board time-traveling Starships
- embark on a five-part mission back to the dawn of time
- cruise the cosmos to seek out the Creator of the Universe and Intimate Observer of their everyday lives
- discover the awesome, down-to-earth implications of knowing all things have been made by God

Relaying captivating, 1st-person “eyewitness” accounts of Genesis 1–9, the intriguing Storytelling Character (Commander Cosmos/Corona) helps the children..

- **Lesson 1:** ...“see” the creation and unfolding of the universe to learn by faith that they and all things were made by God
- **Lesson 2:** ...understand the creation of man and woman as beings made to personally know and worship God
- **Lesson 3:** ...observe the Fall and sin’s consequent destruction